

PAPER PLATE PIZZAS



Visit us at www.PageTurnerAdventures.com

Directions:



A note from Page

Check out the next page for flag options! Or create one for an imaginary country

The Legendary Pizza:

Legend has it that while traveling in Naples, Italy's Queen Margherita was eating a strange dish and asked a local chef to cook it for her. In honor of the queen, the chef based his creation on the colors of the Italian flag: red, green and white. RED=tomatoes WHITE=mozzarella cheese GREEN=basil To this day, this type of pie is called a Margherita Pizza!

Ingredients:

- 1 Large or Small Paper Plates
- Markers or Crayons
- Glue or Tape
- Scissors
- Small Pieces of Construction Paper in Multiple Colors
- Small Pieces of Tissue Paper

1. Read the legend to the left.
2. Pick a flag from the sheet or find another flag. You can also design a flag for your own imaginary country.
3. Design a Paper Plate Pizza based on the colors of the flag you choose.
4. If you want "sauce" on your pizza, cut a disc out of paper (any color you'd like).
4. Cut up paper and paste it on your plate to make the cheese and toppings.


If you'd like to post your paper plate pizza, let us know with the hashtag #Storyologist!



Austria




Bangladesh



Bahrain




Brunei



Bulgaria



Canada




Chile



China




Cyprus



Denmark



Egypt




Estonia



Ethiopia



Finland



France



Germany



Great Britain



Greece



Hong Kong



India



Iran



Iraq



Indonesia



Ireland



Italy



Japan



Jordan



Iceland



Kazakhstan



Korea



Kuwait



Lebanon



Libya



Malaysia



Netherlands



Nigeria



Norway



Oman




Pakistan



Palestine



Philippines



Qatar



Romania



Russia



Saudi Arabia



Singapore



South Africa



Spain



Sudan